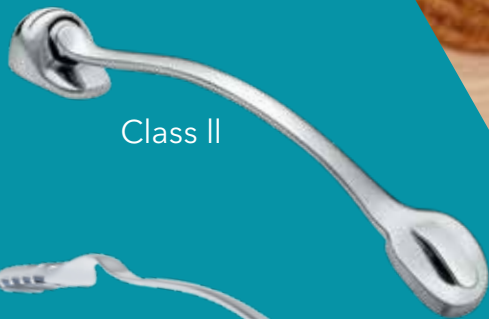


CARRIERE® | MOTION3D™

Standardize, Simplify &
Shorten Treatment with
Predictable Results



Class II



Class III

 HENRY SCHEIN™
ORTHODONTICS

The New Movement In Orthodontics™





SAGITTAL FIRST™

The *SAGITTAL FIRST*™ Philosophy is a ground-breaking approach that standardizes, simplifies, and shortens Class II and Class III treatment. It employs the *Carriere*® *MOTION 3D*™ Appliance to treat the AP dimension at the beginning of treatment before placing brackets or aligners. By resolving the most difficult part of treatment first, you can achieve a Class I platform in 3 to 6 months, shortening total treatment time by a minimum of 6 months.¹ You know how excited patients and parents become when you mention shorter treatment times!

*“The *MOTION 3D* has changed the way that we practice orthodontics. By implementing Sagittal First protocols with the *MOTION 3D* Appliance, bite correction is addressed more elegantly and with improved treatment efficiencies. We are seeing fewer complications and treatment times decreased by as much as 50%.”*

– Dr. Jep Paschal

The Ultimate Success Formula

SAGITTAL FIRST: Standardizes and Simplifies Treatment

- Utilizes same treatment protocol no matter the malocclusion type
- Simplifies treatment and planning
- Eliminates lab time delays with direct-bond placement

SAGITTAL FIRST: Shortens Overall Treatment by up to 6 Months

- Eliminates competing forces associated with AP correction while wearing fixed appliances
- Fosters greater patient compliance at the start of treatment, when patient motivation is highest
- Establishes a Class I platform in 3 to 6 months, faster than any other appliance currently on the market²

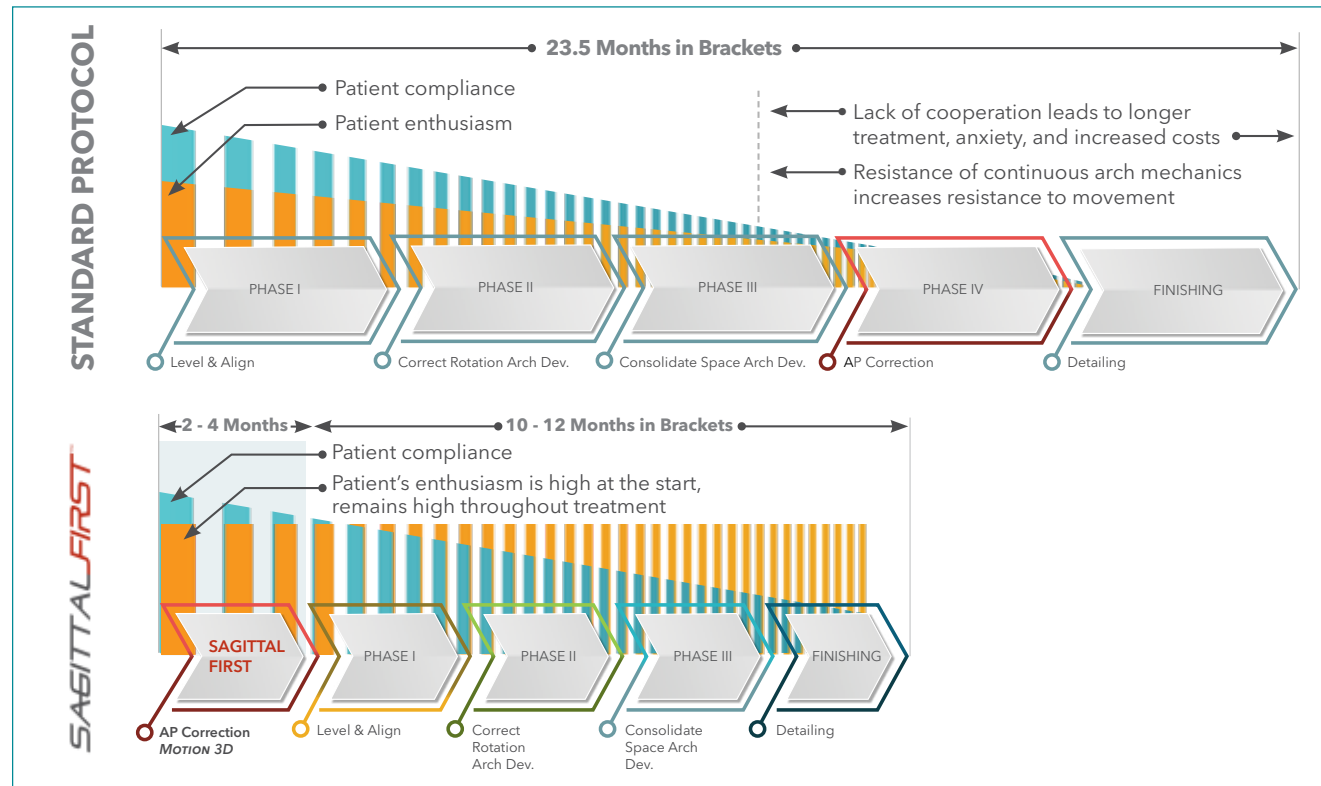
SAGITTAL FIRST: Increases Conversion Rates with Same-Day Starts

- *MOTION 3D* can be bonded immediately after the consultation
- Takes under 15 minutes to place and educate the patient
- Minimize extractions to help build your practice

SAGITTAL FIRST: Offers More Treatment Options for Patients

- *MOTION 3D* provides simple bite correction for clear aligner treatment
- Offers opportunity to postpone decision about whether to finish with brackets or aligners based on compliance, hygiene, and treatment progress

Treatment Workflow Comparison

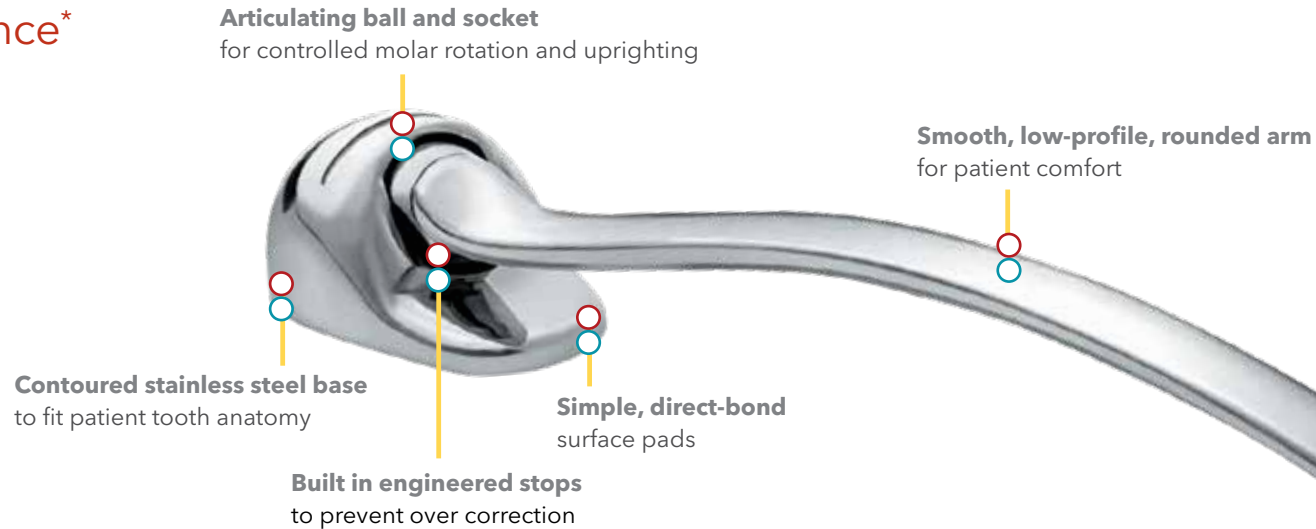


²"Treatment Effects of the Carriere Distalizer (*MOTION 3D*) Using Lingual Arch and Full Fixed Appliances," Journal of the World Federation of Orthodontists, May 2014.

A Closer Look

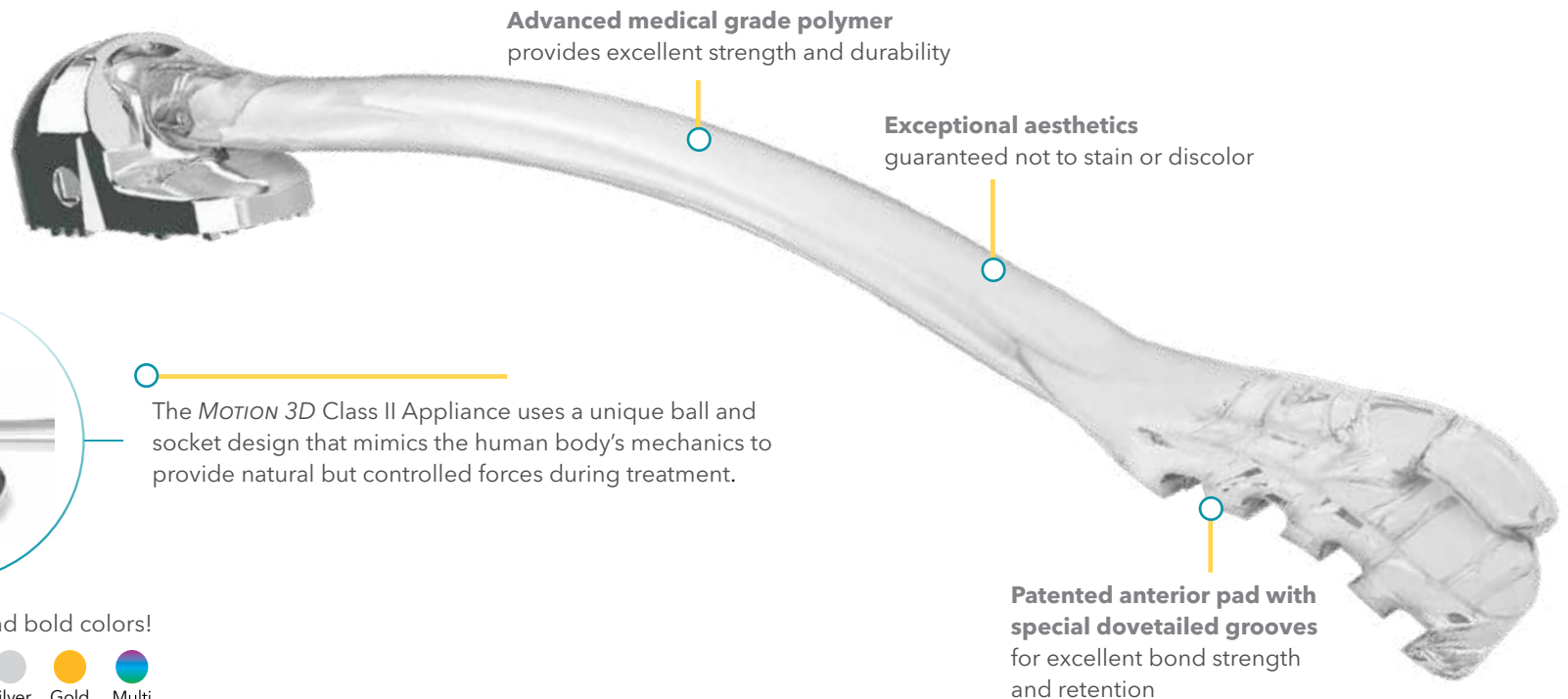
MOTION 3D Class II Appliance*

○ CLASS II



MOTION 3D CLEAR Class II Appliance

○ CLEAR CLASS II



*Available in fun and bold colors!

Blue Purple Green Silver Gold Multi

How the CLASS II Appliance Works

Indications:

- Class 1, Crowding
- Class II, Division 1
- Class II, Division 2
- Class II, Open bite
- Class II, Deep bite
- Class II, Blocked out upper cuspids
- Class II, Subdivision, left or right (unilateral)
- Mixed Dentition (Phase 1)

The *MOTION 3D* Class II Appliance is used to employ the *SAGITTAL FIRST* Philosophy to achieve an ideal Class I platform at the beginning of treatment prior to placing brackets or aligners when there are no competing forces operating and patient compliance is at its highest.

Setup:

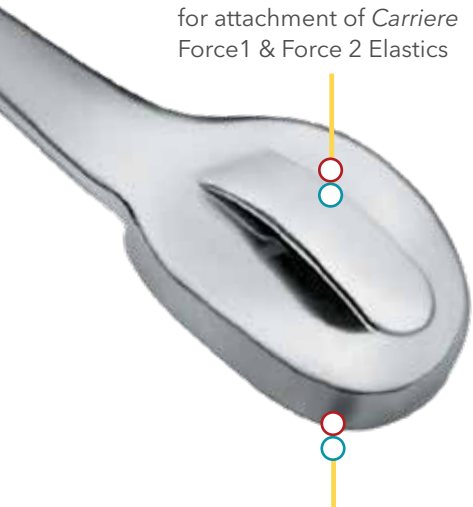
- Appliance is bonded from the upper first molar to the cuspid or bicuspid
- Bondable hook or molar tube is bonded to the lower first or second molar
- Elastics connect the appliance to the bondable hook or molar tube
- Essix-type retainer, clear aligner, or lingual arch provides anchorage for mandibular arch



Using gentle, uniform forces, the *MOTION 3D* Appliance achieves ideal Class I occlusion by simultaneously:

1. Rotating the maxillary first molars around the palatal root
2. Uprighting the maxillary first molars
3. Distalizing the maxillary posterior segment - from canine or first premolar to first molar, as a unit

Sleek hook on pad
for attachment of *Carriere*
Force1 & Force 2 Elastics



Fixed cuspid pad
allows the distal
movement of the cuspid
along the alveolar ridge
without tipping

Before *MOTION 3D*



After *MOTION 3D*



Before *MOTION 3D*



After *MOTION 3D*



Results from *MOTION 3D*:

1. Upper first molars rotate into correct position
2. AP corrected - Class I molar and cuspid relationships achieved
3. Anterior crowding resolved (with extra space!)
4. Overjet and overbite deep bite corrected
5. Movement averages from 3 mm to 6 mm

MOTION 3D in Action

Patient:
11 years old
Malocclusion:
Class II, Division 2



Initial



Final

Initial



3 Months - Class I Platform Achieved



8 Months - Carriere SLX Brackets Progress Photos



13 Months - Final



Total Treatment Time: 13 Months

MOTION 3D Appliance (3 Months) + SLX Brackets (10 Months)

Case provided by Dr. Dave Paquette

Patient:
29 years old
Malocclusion:
Class II, Open Bite



Initial



Final

Initial



2.5 Months - Class I Platform Achieved



11 Months - Carriere SLX Brackets Removed



11 Months - Final



Total Treatment Time: 11 Months

MOTION 3D Appliance (2.5 Months) + SLX Brackets (8.5 Months)

Case provided by Dr. Luis Carrière

MOTION 3D + SLX Clear Aligners A Complete System

Let *MOTION 3D* do the heavy lifting for you!

The *SAGITTAL FIRST* Philosophy utilizing the *MOTION 3D CLEAR™* Appliance is designed to standardize and simplify your aligner cases, reducing total treatment time and both the number of attachments and aligners required.

**CASE #1
Pretreatment**



**Simulation with
Aligners Only**



**Class I Occlusion
with 70 Aligners**
18+ Months



FINAL with 83 Aligners
20+ Months
Assumes No Revisions

**Sagittal First with
MOTION 3D CLEAR
Prior to Aligners**



**Class I Occlusion
with *MOTION 3D CLEAR***
Average 3 to 4 Months



FINAL with 28 Aligners
10 Months Total with
MOTION 3D CLEAR & Aligners

	Conventional Approach with Aligners Only	Sagittal First with <i>MOTION 3D CLEAR</i> Prior to Aligners	% Fewer Aligners
CASE #1	83 Aligners	28 Aligners	66%
CASE #2	45 Aligners	13 Aligners	71%
CASE #3	39 Aligners	21 Aligners	48%



**66%
FEWER**
Aligners with
MOTION 3D!

*By correcting the sagittal first with *MOTION 3D*,
I've reduced my number of aligners by an
average of 62%! I've improved facial aesthetics,
airway and TMJ when needed - in a way that I
am not able to do with aligners alone."*

— Dr. Luis Carrière

Visit SLXClearAligners.com for fast
and easy case setups!

Treated cases and case simulations by Dr. Luis Carrière.

MOTION 3D Class III Appliance

Treat Class III Malocclusions using the *SAGITTAL FIRST* Philosophy

The *MOTION 3D* Class III Appliance is a minimally invasive appliance intended to treat Class III malocclusions without extractions, painful orthognathic surgery or uncomfortable and obtrusive face masks. The *MOTION 3D* Class III Appliance is as easy to place as a bracket or buccal tube, and is designed to provide predictable results, preserving the patient's natural features while creating a harmonious, balanced profile.

Similar to its Class II counterpart, the patient-friendly *MOTION 3D* Class III Appliance is used at the beginning of treatment, prior to braces or aligners, to deliver rapid AP correction. By following the *SAGITTAL FIRST* Philosophy powered by the *MOTION 3D* Class III Appliance, overall treatment time is reduced by several months.

Simple, reliable, direct-bond attachment points

Universal left and right design for simple inventory management

Sleek hook on pad for attachment of *Carriere* Force 1 Elastics

Patented posterior pad with special dovetailed grooves for excellent bond strength and retention

Multi-lateral flexion at the center and distal segments, allowing a custom anatomical fit and gentle repositioning/uprighting of the molar

High flexibility and unique spring-back qualities to resist deformation

Patented anterior pad with special dovetailed grooves for excellent bond strength and retention

Indications:

- Class I, Crowding
- Class III, Deep Bite
- Class III, Open Bite
- Class III, Unilateral
- Class III, Cleft Palate
- Mixed Dentition (Phase 1)
- As an alternative to surgery

MOTION 3D in Action

Patient: Adult

Malocclusion: Class III

Reason for Treatment:

Wanted an alternative to surgery



Initial



3.5 Months - Class I Platform Achieved



3.5 Months - Carriere SLX Brackets Placed



15.5 Months - Carriere SLX Brackets Removed



15.5 Months - Final



Total Treatment Time: 15.5 Months








MOTION 3D Appliance (3.5 Months) + SLX Brackets (12 Months)

Case provided by Dr. Luis Carrière


To learn more about this patient and his treatment, visit: bit.ly/MOTIONClassIIIPatient or scan the QR code.



CLASS II APPLIANCES

DESCRIPTION	SIZE	COLOR CODE	LEFT	RIGHT	SET
MOTION 3D CLEAR Class II Appliance  CLEAR	16 mm	○	424-816LC	424-816RC	424-816C
	18 mm	●	424-818LC	424-818RC	424-818C
	20 mm	●	424-820LC	424-820RC	424-820C
	23 mm	●	424-823LC	424-823RC	424-823C
	25 mm	●	424-825LC	424-825RC	424-825C
	27 mm	●	424-827LC	424-827RC	424-827C
MOTION 3D COLORS Class II Appliance  SILVER*	16 mm	○	424-916LN	425-916RN	425-916CN
	18 mm	●	424-918LN	425-918RN	425-918CN
	20 mm	●	424-920LN	425-920RN	425-920CN
	23 mm	●	424-923LN	425-923RN	425-923CN
	25 mm	●	424-925LN	425-925RN	425-925CN
	27 mm	●	424-927LN	425-927RN	425-927CN
MOTION 3D COLORS Class II Appliance  BLUE	16 mm	○	425-116L	425-116R	425-116C
	18 mm	●	425-118L	425-118R	425-118C
	20 mm	●	425-120L	425-120R	425-120C
	23 mm	●	425-123L	425-123R	425-123C
	25 mm	●	425-125L	425-125R	425-125C
	27 mm	●	425-127L	425-127R	425-127C
MOTION 3D COLORS Class II Appliance  GREEN	16 mm	○	425-216L	425-216R	425-216C
	18 mm	●	425-218L	425-218R	425-218C
	20 mm	●	425-220L	425-220R	425-220C
	23 mm	●	425-223L	425-223R	425-223C
	25 mm	●	425-225L	425-225R	425-225C
	27 mm	●	425-227L	425-227R	425-227C
MOTION 3D COLORS Class II Appliance  PURPLE	16 mm	○	425-316L	425-316R	425-316C
	18 mm	●	425-318L	425-318R	425-318C
	20 mm	●	425-320L	425-320R	425-320C
	23 mm	●	425-323L	425-325R	425-325C
	25 mm	●	425-325L	425-325R	425-325C
	27 mm	●	425-327L	425-327R	425-327C
MOTION 3D COLORS Class II Appliance  GOLD	16 mm	○	425-416L	425-416R	425-416C
	18 mm	●	425-418L	425-418R	425-418C
	20 mm	●	425-420L	425-420R	425-420C
	23 mm	●	425-423L	425-423R	425-423C
	25 mm	●	425-425L	425-425R	425-425C
	27 mm	●	425-427L	425-427R	425-427C
MOTION 3D COLORS Class II Appliance  MULTI	16 mm	○	425-516L	425-516R	425-516C
	18 mm	●	425-518L	425-518R	425-518C
	20 mm	●	425-520L	425-520R	425-520C
	23 mm	●	425-523L	425-523R	425-523C
	25 mm	●	425-525L	425-525R	425-525C
	27 mm	●	425-527L	425-527R	425-527C

CLASS III APPLIANCE

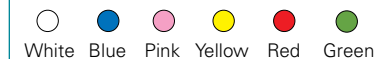
DESCRIPTION	SIZE	COLOR-CODE	SINGLE (UNIVERSAL L/R)	SET
MOTION 3D Class III Appliance 	16 mm	○	424-416	424-416C
	18 mm	●	424-418	424-418C
	20 mm	●	424-420	424-420C
	23 mm	●	424-423	424-423C
	25 mm	●	424-425	424-425C
	27 mm	●	424-427	424-427C
	29 mm	●	424-429	424-429C
	31 mm	○	424-431	424-431C

KITS	CLASS II SILVER	CLASS II CLEAR	CLASS III
<i>MOTION 3D</i> Trial Kit (1 set of each 23, 25, 27 mm)	424-900CN	424-800C	424-407C
<i>MOTION 3D</i> Intro Kit (1 set of each 16, 18, 20, 23, 25, 27 mm)	424-901CN	424-801C	424-408C
<i>MOTION 3D</i> Standard Kit (20 sets)	424-902CN	424-802C	-
Kit Includes:	2 sets of 16 mm 2 sets of 20 mm 3 sets of 18 mm 3 sets of 28 mm 4 sets of 27 mm 6 sets of 25 mm		

TYPODENTS & MODELS	CLASS II SILVER	CLASS II CLEAR	CLASS III
<i>MOTION 3D</i> Class II Typodont with Clear Aligner	631-017DNE	631-017CNE	631-033DNE
<i>MOTION 3D</i> 5x Model	631-424X	631-424CX	631-433X
Typodont with <i>MOTION 3D CLEAR</i> Class II and Metal Class II with Aligner	631-017CMNE		-
Typodont <i>MOTION 3D</i> Class III Maloccluded with Clear Aligner	-		631-034DNE
<i>MOTION 3D</i> Palette with Display Box	631-021		

ACCESSORIES	ITEM NO.
<i>MOTION</i> Elastics - Force 1, 1/4", 6 oz. (50 packs of 100 elastics)	424-9F1
<i>MOTION 3D</i> Clear Elastics - Force 1, 1/4", 6 oz. (50 packs of 100 elastics)	424-8F1
<i>MOTION</i> Elastics - Force 2, 3/16", 8 oz. (50 packs of 100 elastics)	424-9F2
<i>MOTION 3D</i> Clear Elastics - Force 2, 3/16", 8 oz. (50 packs of 100 elastics)	424-8F2
<i>MOTION 3D</i> Storage Tray (1/pk)	CDA-TRAY
Essix, A+ .040 (100/pk)	617-4402
<i>MOTION 3D</i> Sidekick Bondable Hook (10/pk)	430-003
<i>MOTION 3D</i> Placement Instrument	201-507

COLOR CODE



* The *MOTION 3D* Class II Appliance (Silver) is available in an extended array of sizes (12 mm - 34 mm). Please ask your Henry Schein Orthodontics representative for more information.

Take Advantage of our Resources!

Office Marketing & Patient Education Tools

We want to help you bring more patients into your office and educate them once they are there!

Patient Website: CarriereConfidence.com

- Potential patients can learn about:
 - Types of malocclusions
 - Treatment at different ages
 - Orthodontic appliance options
 - Before & after results
 - Carriere products
- “Find a Doctor” Feature
 - As an HSO customer, your office will benefit from our “Find a Doctor” feature!
 - Potential and interested patients can submit a request for an orthodontic professional near them.

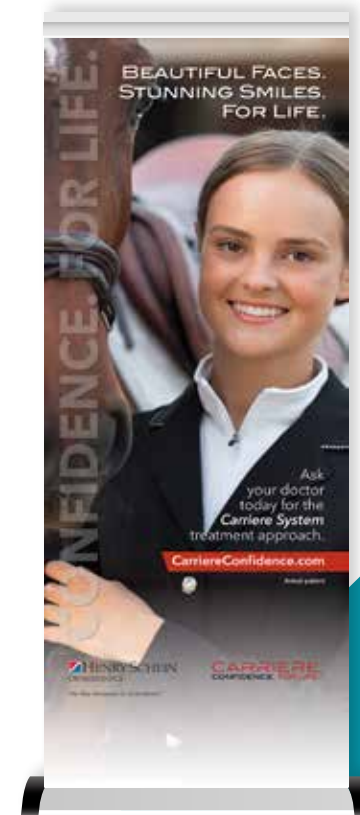
Doctor Website: CarriereSystem.com

- Marketing Toolkit
 - Utilize existing logos, product images, videos, model shots, and content for your website, social media, advertising, and more!
 1. Visit CarriereSystem.com
 2. Request access to Marketing Toolkit (Resources tab -> Marketing Toolkit)
 3. Access is approved within 2 business days

Patient Education Brochures



Patient Banner Stands



PATIENT EDUCATION BROCHURES (15/PACK)	
COLORS Class II Appliance - Silver only	999-257
COLORS Class II Appliance - Silver only (Spanish)	999-257S
CLEAR Class II Appliance	999-332
COLORS Class II Appliance	999-333
Silver & CLEAR Class II Appliance	999-346
Class III Appliance	999-347
PATIENT BANNER STANDS (DIMENSIONS: 32" X 82.87" X 11.2")	
Patient Banner Stand – Surfer Girl	999-341
Patient Banner Stand – Tennis Boy	999-342
Patient Banner Stand – Equestrian Girl	999-343
Patient Banner Stand – Pedo Girl	999-344
PRESCRIPTION NOTEPAD (50/PACK)	
MOTION 3D Elastic Protocol for Patient	999-293

MOTION 3D Palette

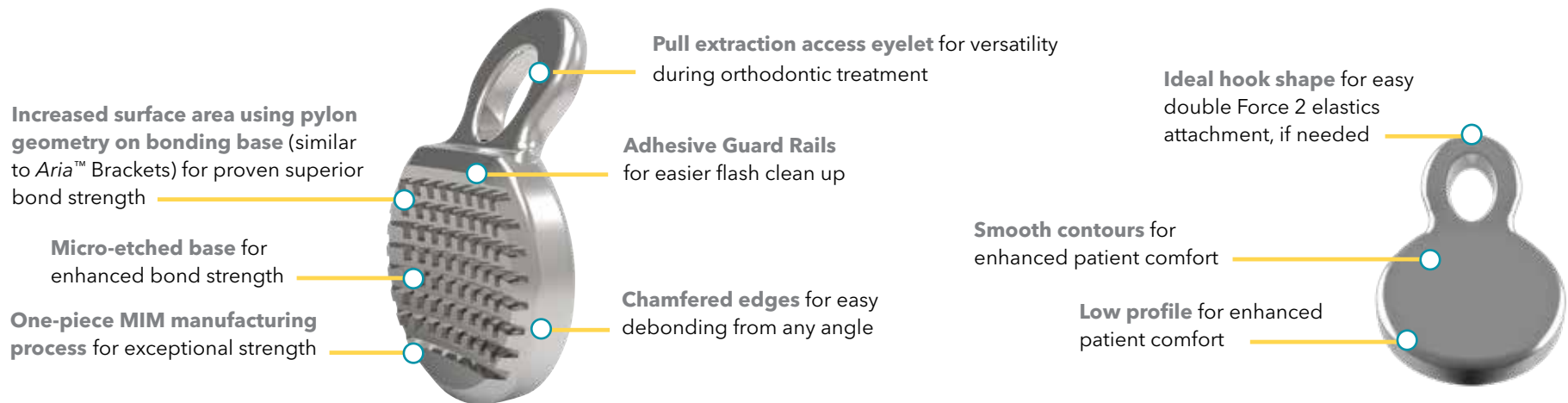


Carriere MOTION 3D Sidekick Bondable Hook



Engineered to partner seamlessly with *MOTION 3D* Appliances, the *MOTION 3D Sidekick™* Bondable Hook further simplifies the *SAGITTAL FIRST* Philosophy. The *Sidekick* Hook bonds to the first or second molar with its hook orientated along the same vector as the hook of the *MOTION 3D* Appliance when the patient's mouth is closed. This placement facilitates easy engagement and superior performance of the Force 1 and Force 2 intraoral elastics.

Item Number: 430-003, 10/pack



HENRY SCHEIN®
ORTHODONTICS

Rely on Us™

The New Movement In Orthodontics™

For more information on our products and educational offerings, please contact us:

HenryScheinOrtho.com | Customer Service: **888.851.0533**

In the U.S.: **800.547.2000**

Outside the U.S.: **+(1) 760.448.8600**

Canada: CERUM **800.661.9567**

To email an order: **USASales@HenryScheinOrtho.com**

To email an order from outside the U.S.: **IntlOrders@HenryScheinOrtho.com**

Ortho Organizers, Inc. 1822 Aston Ave. Carlsbad, CA 92008-7306 USA

© 2019 Ortho Organizers, Inc. All rights reserved. PN 999-349 Rev. B 03/19

CARRIERE®
Shifting the way you think about orthodontics.

